

May 24, 2025

To, National Stock Exchange of India Ltd., Exchange Plaza, C-1, Block G, Bandra-Kurla Complex, Bandra (East), Mumbai - 400 051 Scrip Symbol: MANBA	To, BSE Limited, Phiroze Jeejeebhoy Towers, Dalal Street, Fort Mumbai- 400 001 Scrip Code: 544262
---	--

**Sub: Intimation of newspaper publication of the audited financial results for the quarter and year ended on March 31, 2025.**

Dear Sir/Madam,

Pursuant to Regulation 47 and Regulation 52 of Securities and Exchange Board of India (Listing Obligations and Disclosure Requirements) Regulations, 2015 ("SEBI LODR Regulations"), as amended from time to time, please find enclosed herewith the copies of Newspaper clippings of audited financial results of the company for the quarter and year ended March 31, 2025 published in English Newspaper - The Free Press Journal & Financial Express and Regional (Marathi) Newspaper - Nava Shakti on May 24, 2025.

The same will be available on the website of the Company at [www.manbafinance.com](http://www.manbafinance.com)

Kindly take the same on record.

Thanking you,

**For Manba Finance Limited**

**Bhavisha  
Ashish Jain**

Digitally signed by Bhavisha Ashish Jain  
DN: c=IN, o=Personal, postalCode=400080, l=Mumbai  
Suburban, st=Maharashtra, street=8/16, Chandanbala CHS  
Mulund West, Mumbai, Kurla Maharashtra India- 400080-  
Behind Kalidas Gate, title=5913,  
2.5.4.20=c4fb5ea65315f04c50329232d56f1a6d3af50ae93548  
2728be4519f43a670449,  
serialNumber=bddcc24a5b91a16b1041f80a65c622c0bb671b  
05277819c73d03faecea465b6,  
email=bhavisham@manbafinance.com, cn=Bhavisha Ashish  
Jain  
Date: 2025.05.24 15:09:00 +05'30'

**Bhavisha Jain**  
**Company Secretary and Compliance Officer**

**CC :**  
**Vardhman Trusteeship Pvt Ltd.**  
**(Debenture Trustee)**

The Capital, A Wing, 412A,  
Bandra Kurla Complex,  
Bandra (East), Mumbai 400 051.

Manba Finance Ltd.

**Registered Office:** 324, Runwal Heights, Opp. Nirmal Lifestyle, L.B.S. Marg, Mulund (West), Mumbai 400 080. India.  
+ 91 22 62346666 | [info@manbafinance.com](mailto:info@manbafinance.com) | [www.manbafinance.com](http://www.manbafinance.com)

CIN L65923MH1996PLC099938


**SBICAP Trustee Company Limited**

**(Debenture Trustee)**

04th Floor, Mistry Bhavan,  
122 Dinshaw Vachha Road,  
Churchgate, Mumbai - 400020

Encl.: As above





### THE HINDUSTAN HOUSING COMPANY LIMITED

Regd. Office : Bajaj Bhavan, 2<sup>nd</sup> Floor, Jammalal Bajaj Marg, 226, Nariman Point, Mumbai - 400 021.

Telephone : 022-69424200

CIN : L45200MH1934PLC002346 Website : hhlcbajaj.com


**Extract of Statement of Standalone Audited Financial Results for the Quarter & Year ended 31<sup>st</sup> March, 2025**

(₹ in Lakhs)

Sr. No.	Particulars	Quarter ended 31.03.2025 (Audited)	Quarter ended 31.03.2024 (Audited)	Year ended 31.03.2025 (Audited)	Year ended 31.03.2024 (Audited)
1	Total Income from Operations (net)	132.83	152.20	673.58	722.62
2	Net Profit/(Loss) for the period before tax, Exceptional and/or Extraordinary items	28.66	52.54	263.62	299.81
3	Net Profit/(Loss) for the period after tax, Exceptional and/or Extraordinary items	21.13	47.52	210.09	236.23
4	Total Comprehensive Income for the period (Comprising of Profit/(Loss) for the period (after tax) and Other Comprehensive Income (after tax)	160.61	507.89	699.33	1,783.22
5	Equity Share Capital	6.05	6.05	6.05	6.05
6	Basic and Diluted Earnings Per Share (in Rs) (before and after extraordinary items) (Face value of Rs 25/- each)	87.31	196.36	868.14	976.16

**Note :**


1 The above is an extract of the detailed format of Quarterly Financial Results filed with BSE Ltd. under Regulation 33 of the SEBI (Listing and Other Disclosure Requirements) Regulations, 2015. The full format of the Quarterly/Year ended Financial Results are available on the Stock Exchange website www.bseindia.com and on the Company's website www.hhlcbajaj.com. The same can be accessed by scanning the QR code provided below.



**By Order of the Board of Directors  
For The Hindustan Housing Co. Ltd.**

**Mahendra Gohel**  
Chairman

Mumbai: 23<sup>rd</sup> May, 2025



### Manba Finance Limited

Corporate Identity Number (CIN) : L65923MH1996PLC099938

Registered Office: 324, Runwal Heights, L.B.S Marg, Opp. Nirmal Lifestyle, Mulund (West), Mumbai- 400080, Tel no: +91 22 62346666,

Email: investorrelation@manbafinance.com, Website: www.manbafinance.com

**Extract of Audited financial results for the quarter and year ended March 31, 2025 (Reg 47 and 52(8), read with Reg 33 and 52(4), of the SEBI (LODR) Regulations, 2015)**

(in lakhs)

Sr. No.	Particulars	Quarterly Ended		Year Ended
		31st March 2025	31st March 2024	31st March 2025
		(Audited)	(Audited)	(Audited)
1	Total Income from Operations	6,793.46	5,522.37	25,041.10
2	Net Profit/ (Loss) for the period (before Tax, Exceptional and/or Extraordinary items")	1,119.26	1,124.77	5,010.15
3	Net Profit/ (Loss) for the period before Tax, (after Exceptional and/or Extraordinary items")	1,119.26	1,124.77	5,010.15
4	Net Profit/ (Loss) for the period after Tax, (after Exceptional and/or Extraordinary items")	802.46	978.71	3,780.25
5	Total Comprehensive income for the period [Comprising Profit/(Loss) for the period (after tax) and Other Comprehensive Income (after Tax)]	10.87	10.04	25.76
6	Paid up Equity Share Capital	5,023.94	3,766.94	5,023.94
7	Reserves (excluding Revaluation Reserves)	16,477.68	12,925.93	16,477.68
8	Securities Premium Account	15,388.30	3,367.89	15,388.30
9	Net Worth	36,889.92	20,060.76	36,889.92
10	Paid Up Debt Capital/ Outstanding Debt	23,880.64	16,255.93	23,880.64
11	Outsourcing Redeemable Preference Shares	NA	NA	NA
12	Debt Equity Ratio	2.91	3.75	2.91
13	*Earnings Per Share (of Rs.10/- each) (for continuing and discontinued operations)			
	1. Basic	1.60	1.95	7.52
	2. Diluted	1.60	1.95	7.52
14	Capital Redemption Reserves	NA	NA	NA
15	Debenture Redemption Reserves	NA	NA	NA
16	Debt Service Coverage Ratio	NA	NA	NA
17	Interest Service Coverage Ratio	NA	NA	NA


\*Note - As the no of shares are enhanced due to IPO. To make the EPS comparable w.r.t. other quarters, we have divided the current no of shares as on March 2025 to compute the EPS of other Quarters.

a) The above results have been reviewed by the Audit Committee and subsequently approved by the Board of Directors of Manba Finance Limited ("the Company") at their respective meetings held on 22nd May, 2025.

b) The above is an extract of the detailed format of quarterly financial results filed with the Stock Exchanges under Regulation 33 and 52 of the LODR Regulations. The full format of the quarterly financial results is available on the websites of the Stock Exchange(s) i.e. [www.bseindia.com](http://www.bseindia.com) and [www.nseindia.com](http://www.nseindia.com) and on the website of company i.e. [www.manbafinance.com](http://www.manbafinance.com)

c) For the other line items referred in regulation 52 (4) of the LODR Regulations, pertinent disclosures have been made to the Stock Exchange(s) (BSE & NSE) and can be accessed on [www.bseindia.com](http://www.bseindia.com) and [www.nseindia.com](http://www.nseindia.com)


d) The Financial Results are prepared in accordance with the Companies (Indian Accounting Standards) Rules, 2015 and amendments issued thereafter prescribed under Section 133 of the Companies Act, 2013 and other recognised accounting practices and policies as applicable.



**For Manba Finance Limited  
Sd/-  
Manish K. Shah  
Managing Director  
DIN: 00979854**

Place: Mumbai  
Date: 22-05-2025

CONCEPT



### Batliboi Ltd.

Regd. Office: Bharat House, 5<sup>th</sup> Floor, 104 Bombay Samachar Marg, Mumbai - 400 001

Tel No. : +91 22 6637 8200, E-Mail: investors@batliboi.com, Website: www.batliboi.com

CIN: L52320MH1941PLC003494

**EXTRACT OF AUDITED CONSOLIDATED FINANCIAL RESULTS FOR THE QUARTER AND YEAR ENDED 31<sup>ST</sup> MARCH, 2025**

(Rs. in Lakhs)

Sr. No.	Particulars	Consolidated			
		Quarter Ended		Year Ended	
		31.03.2025 (Reviewed)	31.03.2024 (Reviewed)	31.03.2025 (Audited)	31.03.2024 (Audited)
1)	Total Income From Operations	11,904.39	11,547.14	41,294.42	41,531.13
2)	Net Profit / (Loss) for the period (before Tax, Exceptional and /or Extraordinary items)	618.77	524.82	1,817.37	2,065.18
3)	Net Profit / (Loss) for the period before Tax (after Exceptional and / or Extraordinary items)	618.77	524.82	1,817.37	2,065.18
4)	Net Profit / Loss for the period after Tax (after Exceptional and / or Extraordinary items)	544.99	178.61	1,349.19	1,324.97
5)	Total Comprehensive Income for the Period [Comprising Profit / (Loss) for the period (after tax) and other Comprehensive Income (after tax)]	523.73	179.73	1,275.87	1,321.22
6)	Equity Share Capital	2,349.59	2,086.39	2,349.59	2,806.39
7)	Reserves (excluding Revaluation Reserve) as shown in the Audited Balance Sheet of the previous year	13,769.36	12,693.56	13,769.36	12,693.56
8)	Earnings Per Share for the period (of Rs.5/- each) (not annualised)				
	Basic:	1.16	0.43	2.88	3.18
	Diluted:	1.15	0.42	2.86	3.14

**Note:**


1. Additional Information on Audited Standalone Financial results

Sr. No.	Particulars	Quarter Ended		Year Ended	
		31.03.2025 (Reviewed)	31.03.2024 (Reviewed)	31.03.2025 (Audited)	31.03.2024 (Audited)
1)	Turnover	9,367.12	9,223.50	29,056.01	32,452.02
2)	Profit before tax	347.40	423.25	680.46	1,462.33
3)	Profit after tax	352.42	101.90	575.24	892.69

2. The above results for the Quarter and year ended 31<sup>st</sup> March, 2025 have been reviewed by the Audit committee and approved by Board of Directors in their meeting held on 23<sup>rd</sup> May, 2025.


3. The Company has proposed to declare final dividend @ 12% to Equity Shareholders as on the record date 1<sup>st</sup> August 2025 and 1% dividend to Preference shareholders, other than dividend on the equity and preference shares which is pending for issuance as on date. These equity and preference shares will be entitled to appropriate rate of dividend, if allotted before the record date i.e. 1<sup>st</sup> August, 2025

4. The above is an extract of the detailed format of the financial results filed with Stock Exchange, under Regulation 33 of the Securities and Exchange Board of India (Listing Obligations and Disclosure Requirements) Regulations 2015. The full format of the financial results for the quarter and year ended 31<sup>st</sup> March, 2025 is available on the website of the Stock Exchange, [www.bseindia.com](http://www.bseindia.com) and on the Company's website [www.batliboi.com](http://www.batliboi.com)



**For and on behalf of Board of Directors  
Batliboi Ltd  
Sd/-  
Sanjiv Joshi  
Managing Director**

Place : Mumbai  
Date : 23<sup>rd</sup> May, 2025



### PUBLIC NOTICE


1. Shri Dilip Vasant Mhatre 2. Shrimati Smita Sandeep Mhatre 3. Shri Sarvesh Sandeep Mhatre 4. Shri Sankalp Sandeep Mhatre 5. Shrimati Prachi Mhatre 6. Shri Abhijit Pradeep Mhatre 7. Shri Ajit Madhukar Mhatre 8. Shrimati Anita Pravin Gharat 9. Shrimati Anjali Anil Naik 10. Shrimati Nilima Sanjeev Pansare 11. Shrimati Neha Kiran Mhatre and 12. Shrimati Karuna Ashok Gholap being the co-owners of the property described in the Schedule hereunder have instructed us to issue the present public notice for investigating their title to the said property. Any person/party having any claim on any part or portion of the said property by way of development rights; sale; exchange; lease; encumbrance; charge; mortgage; pledge; occupancy rights; trust or otherwise howsoever is/are required to make the same known to us in writing supported by copies of documents at our office at 201, Maruti Mansion, Raghunath Dadaji Street, Fort, Mumbai - 400 001 within 10 days of the date of publication of this notice failing which such claims, if any, shall be deemed to have been waived and/or abandoned.

**SCHEDULE**

ALL THAT plot of freehold land admeasuring 907.80 sqmt bearing (i) Survey No. 41/A/1 Hissa No. 2, (ii) Survey No. 45 Hissa No. 1 (Part), and (iii) Survey No. 97A (Part) and now bearing CTS No. 495 of Village Gundawali, CTSO - Vilapare, District Mumbai Suburban District together with structures namely 'Sai Niwas' standing thereon.

Date: 24<sup>th</sup> May 2025

Prasanna Sarpotdar  
PS Legal  
Advocates & Solicitors  
201, Maruti Mansion, Raghunath Dadaji Street, Fort, Mumbai - 400 001



### CHOWGULE STEAMSHIPS LIMITED

CIN- L63090GA1963PLC000002

Registered Office: 503, 5th Floor, Gobmar Apartment, Vasco Da Gama, South Goa - 403802, India

Tel: (+ 91 22) 2530 2030; Website: [www.chowgulesteamships.co.in](http://www.chowgulesteamships.co.in);  
E-mail: [compliance@chowgulesteamships.co.in](mailto:compliance@chowgulesteamships.co.in)

**STATEMENT OF AUDITED STANDALONE FINANCIAL RESULTS FOR THE QUARTER AND YEAR ENDED ON 31/03/2025**

(₹ in Lakhs)

PARTICULARS	Standalone					
	Quarter Ended		Year ended			
	31.03.2025 (Audited)	31.12.2024 (Unaudited)	31.03.2024 (Audited)	31.03.2025 (Audited)	31.03.2024 (Audited)	31.03.2025 (Audited)
Total Income	197.96	173.33	203.09	722.20	758.75	
Profit / (Loss) before tax	43.93	31.93	58.39	201.24	753.25	
Profit / Loss after tax	21.69	22.66	54.24	128.56	742.25	
Total Comprehensive Income for the period (Comprising profit for the period after tax and other comprehensive income after tax)	20.44	22.66	52.73	127.31	740.79	
Paid-up equity share capital ( Face Value Rs. 10/- Per Share)						
Earnings per Share (of ₹10/- each) ( * non Annualised)						
(a) Basic	*0.06	*0.06	*0.15	0.35	2.04	
(b) Diluted	*0.06	*0.06	*0.15	0.35	2.04	

**Notes:**

1 The Company operates in only one business segment viz. Shipping.

2 Chowgule Steamships Overseas Limited Wholly owned Subsidiary is placed in liquidation. On 13th March 2025, a final meeting of CSOL members was held and resolution was passed accordingly. Notice of completion filed at the Guernsey Registry. CSOL shall be automatically dissolved from register upon passing of three months from the date of filing of the registry.

3 During the previous period exceptional items includes, sundry balances earlier writtenoff now recovered of Rs 400 lakhs.

4 Previous year figures have been regrouped wherever necessary.


5 The above results as reviewed by the Audit Committee were approved and taken on record by the Board of Directors at its meeting held on 22nd May, 2025.

6 The results for the quarter and year ended 31st March, 2025 are available on the Company's Website at [www.chowgulesteamships.co.in](http://www.chowgulesteamships.co.in) and the BSE Limited website at [www.bseindia.com](http://www.bseindia.com)/corporate

**For and on behalf of Board of Directors of  
Chowgule Steamships Limited**

**Vijay Chowgule**  
Chairman

Place : Mumbai  
Date : 22nd May, 2025



### NGL FINE-CHEM LIMITED

Regd Office: 301, E-Square, Subhash Road, Vile Parle (East), Mumbai-400057

CIN: L24110MH1981PLC025884

**AUDITED FINANCIAL RESULTS FOR YEAR ENDED MARCH 31, 2025**

Amount in lakhs

Sr. No.	PARTICULARS	Consolidated					Standalone				
		Quarter Ended		Year Ended		Quarter Ended		Year Ended			
		31.03.2025 (Audited)	31.12.2024 (Unaudited)	31.03.2024 (Audited)	31.03.2025 (Audited)	31.03.2025 (Audited)	31.12.2024 (Unaudited)	31.03.2024 (Audited)	31.03.2025 (Audited)	31.03.2024 (Audited)	
1	Total Income from operations	9,400.58	8,896.69	10,344.11	37,688.70	35,281.64	9,222.73	8,698.43	9,977.26	36,905.19	34,487.43
2	Net Profit for the period before Tax and Exceptional items	106.02	126.53	1,609.41	2,771.42	5,441.70	(36.03)	81.11	1,423.72	2,388.23	5,070.83
3	Net Profit for the period after Tax (after Exceptional and/or Extra Ordinary items)	54.36	127.66	1,232.47	2,112.43	4,131.67	(52.06)	78.28	1,084.88	1,813.20	3,851.94
4	Total comprehensive income for the period (Comprising profit for the period (after tax) and other comprehensive income (after tax)	53.22	133.88	1,231.97	2,088.39	4,116.39	(53.33)	84.26	1,084.72	1,788.90	3,836.62
5	Paid up Equity Share Capital (Face value per share Rs. 5)	308.90	308.90	308.90	308.90	308.90	308.90	308.90	308.90	308.90	308.90
6	Reserves (excluding Revaluation Reserve) as shown in the Audited Balance sheet of the previous year	N.A	N.A	N.A	27,652.44	25,971.64	N.A	N.A	N.A	27,652.44	25,971.64
7	Earnings per share (of Rs. 5 each) (for continuing & discontinued operations)										
	a. Basic	0.88	2.07	19.95	34.19	66.88	(0.84)	1.27	17.56	29.35	62.35
	b. Diluted	0.88	2.07	19.95	34.19	66.88	(0.84)	1.27	17.56	29.35	62.35

The above is the extract of the detailed format of quarterly/yearly financial results filed with the Stock Exchange under Regulation 33 of SEBI (Listing Obligation and Disclosure Requirements) Regulation, 2015. The full format of the quarterly/ yearly financial results are available on the Stock Exchange website ([www.bseindia.com](http://www.bseindia.com)) ([www.nseindia.com](http://www.nseindia.com)) and on the Company website ([www.nglfinancechem.com](http://www.nglfinancechem.com))

**For and On behalf of Board of Directors  
Sd/-  
Rahul Nachane  
Managing Director**

Place: Mumbai  
Date: 22nd May 2025



### HUBTOWN LIMITED

CIN : L45200MH1989PLC050688

Registered Office: Hubtown Seasons, CTS No. 469-A, Opp. Jain Temple, R. K. Chemburkar Marg, Chembur - East, Mumbai - 400 071

Phone: + 91 22 2526 5000; Fax: + 91 22 25265099; E-mail: [investorcell@hubtown.co.in](mailto:investorcell@hubtown.co.in); Website: [www.hubtown.co.in](http://www.hubtown.co.in)

**EXTRACT OF AUDITED STANDALONE AND CONSOLIDATED FINANCIAL RESULTS FOR THE QUARTER AND YEAR ENDED MARCH 31, 2025**

(₹ in lakh except as stated)

Sr. No.	Particulars	STANDALONE				CONSOLIDATED					
		Quarter ended		Year ended		Quarter ended		Year ended			
		March 31, 2025 Audited	December 31, 2024 Unaudited	March 31, 2024 Audited	March 31, 2025 Audited	March 31, 2025 Audited	December 31, 2024 Unaudited	March 31, 2024 Audited	March 31, 2025 Audited		
1.	Total Income from Operations	10,000	7,512	10,310	38,719	23,716	14,076	12,028	19,015	52,635	36,203
2.	Net Profit / (Loss) for the period (before Tax, Exceptional and/or Extraordinary Items)	5,885	2,047	(166)	11,780	642	3,299	2,280	(8,755)	9,652	(7,527)
3.	Net Profit / (Loss) for the period before tax (after Exceptional and/or Extraordinary Items)	5,885	2047	(166)	11,780	642	3,299	2,280	(8755)	9,652	(7,527)
4.	Net Profit / (Loss) for the period after tax (after Exceptional and/or Extraordinary Items)	2,989	1,347	(299)	7,631	616	418	1,580	(8913)	5,518	(7,596)
5.	Total Comprehensive Income for the period [Comprising Profit / (Loss) for the year (after tax) and Other Comprehensive Income (after tax)]	2,993	1,347	(310)	7,635	701	189	2,024	(9,011)	4,591	(8,617)
6.	Equity Share Capital (face value of ₹ 10/- each)	13,560	12,935	7,994	13,560	7,994		12,935	7,994	13,560	7,994
7.	Reserves (excluding revaluation reserves) as shown in the Audited Balance Sheet of the Previous Year	-	-	-	250,568	137,960	-	-	-	227,265	117,807
8.	Earning per Share (of ₹ 10/- each) (for continuing and discontinued operations) (not annualised)	-	-	-	-	-	-	-	-	-	-
	Basic	2.27	1.04	(0.40)	7.19	0.80	0.33	1.62	(11.69)	4.39	(11.17)
	Diluted	2.24	1.01	(0.40)	7.07	0.80	0.32	1.57	(11.69)	4.25	(11.17)

**Notes:**

1. The above results have been reviewed by the Audit and Compliance Committee and approved by the Board of Directors in their respective meetings held on May 22, 2025.

2. The above is an extract of the detailed format of Quarterly / Yearly Financial Results filed with the Stock exchanges under Regulation 33 of the SEBI (Listing Obligations and Disclosure Requirements) Regulations, 2015. The full format of the Quarterly / Yearly Financial Results are available on the websites of the Stock Exchanges - [www.bseindia.com](http://www.bseindia.com) and [www.nseindia.com](http://www.nseindia.com) and on the Company's website - [www.hubtown.co.in](http://www.hubtown.co.in).

3. Figures for the previous year have been regrouped/rearranged/reclassified, wherever necessary.



**For and on behalf of the Board  
For Hubtown Limited  
Sd/-  
Vyomesh M. Shah  
Managing Director  
DIN: 00009596**

Place : Mumbai  
Dated : May 22, 2025



**National Commodity & Derivatives Exchange Limited**

CIN : U51909MH2003PLC140116

Registered Office : Akruti Corporate Park, 1<sup>st</sup> Floor, L.B.S. Road, Near G.E.Garden,  
Kanjurmarg (West), Mumbai, Maharashtra 400 078.

Ph: 022-66406789 | Email: askus@ncdex.com | Website: www.ncdex.com

**Extracts of Standalone and Consolidated Financial Results for the Quarter and Year ended March 31, 2025**

(Rs. in lakh)

Sl. No.	Particulars	Standalone				Consolidated			
		Quarter ended 31.03.2025	Quarter ended 31.03.2024	Year ended 31.03.2025	Year ended 31.03.2024	Quarter ended 31.03.2025	Quarter ended 31.03.2024	Year ended 31.03.2025	Year ended 31.03.2024
		(Unaudited)	(Unaudited)	(Audited)	(Audited)	(Unaudited)	(Unaudited)	(Audited)	(Audited)
1.	Total Income from operations	1,026	1,150	4,476	5,283	3,910	3,392	12,206	13,606
2.	Net profit/ (Loss) for the period (before Tax, Exceptional and/or Extraordinary items#)	(1,744)	(1,289)	(6,154)	(4,908)	(856)	(1,035)	(6,519)	(4,309)
3.	Net profit/ (Loss) for the period before Tax (after Exceptional and/or Extraordinary items#)	30,733	(671)	31,578	(995)	28,778	(90)	27,882	(3,320)
4.	Net profit/ (Loss) for the period after Tax (after Exceptional and/or Extraordinary items#)	25,423	(685)	26,283	(365)	24,091	(274)	23,609	(2,770)
5.	Total Comprehensive Income for the period [Comprising Profit/(Loss) for the period (after tax) and other Comprehensive Income (after tax)]	25,364	(753)	26,197	(395)	24,058	(336)	23,469	(2,839)
6.	Equity Share Capital	5,068	5,068	5,068	5,068	5,068	5,068	5,068	5,068
7.	Reserves (excluding Revaluation Reserve) as shown in Audited Balance Sheet of the previous year	-	-	56,526	30,329	-	-	67,721	40,871
8.	Earnings Per Share (FV ₹ 10 each) (for continuing and discontinued operations)								
	1. Basic (₹):Not annualised for the quarter *	50.16	(1.35)	51.87	(0.72)	47.60	(0.45)	46.86	(5.14)
	2. Diluted (₹):Not annualised for the quarter *	50.16	(1.35)	51.87	(0.72)	47.60	(0.45)	46.86	(5.14)

**Notes:**

1 The above is an extract of the detailed format of Standalone and Consolidated Financial Results vide Regulation 33 of the SEBI (Listing Obligations and Disclosure Requirements) Regulations, 2015. The full format of the Standalone and Consolidated Financials are available on our website [www.ncdex.com](http://www.ncdex.com)

2 The above Standalone and Consolidated Financial Results have been reviewed by the Audit Committee in its meeting held on May 22, 2025 and approved by the Board of Directors in their meeting held on May 23, 2025.

3 # (i) In standalone financial statements, during the year ended March 31, 2025, the Exchange has received excess contribution from core SGF (post tax liability of Core SGF) of Rs. 135 lakh (Previous year Rs. 605 lakh) from its subsidiary company National Commodity Clearing Limited (NCCL) and the same is credited to the statement of profit and loss and shown as an Exceptional Income.

(ii) During the quarter and year ended March 31, 2025, the Exchange has sold 7.14% and 16.01% of its stake in Power Exchange India Limited (PXIL) (associate company) to the buyer for a consideration of Rs. 10,000 lakh and Rs. 15,656 lakh respectively. The profit of Rs. 9,580 lakh (net of expenses Rs. 2 lakh) and Rs. 14,700 lakh (net of expenses Rs. 20 lakh) on the said stake sale has been credited to the statement of profit and loss and shown as an exceptional income.

(iii) During the quarter and year ended March 31, 2024, the Exchange had sold 1.13% of its stake in PXIL to a buyer for a consideration of Rs. 700 lakh. The profit of Rs. 618 lakh (net of expenses Rs. 16 lakh), for the quarter and year ended March 31, 2024 on the said stake sale, had been credited to the statement of profit and loss and shown as an exceptional income.

(iv) During the year, the company has sold a part of its stake in PXIL which has resulted in reduction of its stake below 20% i.e. 17.06% and the management is of the view that the company does not have significant influence over PXIL and accordingly PXIL ceases to be an associate. The sale price of the share is considered as fair value of the share on date of cessation as an associate. Accordingly, the difference of Rs. 22,890 lakh between the fair value of the retained interest and the carrying amount of the said investment of Rs. 998 lakh is credited to the statement of profit and loss. The same has been shown as an Exceptional Income.

(v) During the quarter and year ended March 31, 2025, the Exchange has sold the excess holding of 16.22% of its stake in National E-Repository Limited (NeRL) as per the regulatory requirement for a consideration of Rs. 2,760 lakh and profit of Rs. 1,443 lakh (net of expenses of Rs. 2 lakh) has been credited to the statement of profit and loss and shown as an exceptional income.

(vi) During the quarter and year ended March 31, 2025, provision for doubtful receivables amounting to Rs. 1,436 lakh in respect of certain ongoing legal matters.

(vii) In standalone financial statements, during the year ended March 31, 2024, the Exchange had sold 8.71% (31 lakh equity share) of its stake in its subsidiary, NCDEX e-Markets Limited (NeML), to its wholly owned subsidiary, National Commodity Clearing Limited (NCCL), for a consideration of Rs. 3,000.80 lakh. The profit earned on the said stake sale of Rs. 2,690 lakh has been credited to the statement of profit and loss and shown as an exceptional item.

(viii) In case of subsidiary NCDEX e Markets Ltd., during the quarter and year ended March 31, 2023, NeML had incurred expenses of Rs. 10 lakh and Rs. 46 lakh respectively, on newly incorporated Joint Venture. As the approval for commencement of business was awaited from the relevant authority, the said expenses were shown as an exceptional item. During the year ended March 31, 2024, the approval from regulatory authorities for Joint venture is received and Rs. 44 lakh of Exceptional Income is for recovery of Preincorporation and other expenses incurred on behalf of Meta Materials Circular Markets Private Limited prior to receipt of approval from Regulatory authorities.

(ix) In case of subsidiary NCCL, during the quarter and year ended March 31, 2024, NCCL had received an insurance claim proceeds of Rs. 1,889 lakh (including interest of Rs 698 lakh) against the settlement of the insurance claim filed for loss on account of recovery of dues in FY 2019-20 against the defaulting members. Out of the insurance proceeds received, NCCL has transferred Rs. 1,523 lakh to Core Settlement Guarantee Fund (Core SGF) and balance of Rs. 365 lakh had been credited to the profit & loss account and shown as an exceptional income. The said transfer is based on SEBI letter dated April 04, 2024.



For and on behalf of the Board of Directors

Sd/-

Arun Raste

Managing Director &amp; Chief Executive Officer

DIN: 08561128

Place: Mumbai

Date: May 23, 2025

**RASHI PERIPHERALS LIMITED**

(formerly known as Rashi Peripherals Private Limited)

Registered Office: Aristo House, 5<sup>th</sup> Floor, Corner of Telli Galli, Andheri (East), Mumbai, Maharashtra, India, 400069

CIN: L30007MH1989PLC051039

**Extract of Standalone and Consolidated Audited Financial Results for the Quarter and Year Ended March 31, 2025**

Rupees in Millions

Sr. No.	Particulars	Standalone				Consolidated			
		Quarter ended		Year Ended		Quarter Ended		Year Ended	
		March 31, 2025	March 31, 2024	March 31, 2025	March 31, 2024	March 31, 2025	March 31, 2024	March 31, 2025	March 31, 2024
		(Unaudited)	(Unaudited)	(Audited)	(Audited)	(Unaudited)	(Unaudited)	(Audited)	(Audited)
1	Total Income from Operations	28,777.30	28,613.19	1,32,578.07	1,07,309.95	29,731.74	30,022.27	1,37,727.33	1,10,946.98
2	Net Profit for the period (before tax & exceptional items)	658.84	390.36	2,608.83	1,753.89	679.14	451.68	2,661.47	1,812.74
3	Net Profit for the period before tax (after exceptional items)	658.84	390.36	2,608.83	1,753.89	705.10	555.50	2,687.43	1,916.56
4	Net Profit for the period after tax (after exceptional items)	487.46	324.02	2,026.26	1,333.88	527.42	470.61	2,097.16	1,438.58
5	Total Comprehensive Income for the period	469.37	299.61	2,012.30	1,292.97	517.29	455.09	2,083.88	1,399.25
6	Paid-up equity share capital (Face Value - Rs. 5/- per share)	329.50	329.50	329.50	329.50	329.50	329.50	329.50	329.50
7	Other equity			16,844.17	14,982.94			17,092.09	15,176.34
8	Earnings per Equity Share: (Face Value Rs. 5/-per share) (Rs.)*								
	Basic	7.40	5.77	30.75	29.41	7.78	7.09	31.57	31.14
	Diluted	7.40	5.77	30.75	29.41	7.78	7.09	31.57	31.14

\* Basic and Diluted EPS for all periods, except for the year ended March 31, 2025 & March 31, 2024, are not annualised.

1. The above publication is an extract of the detailed financial results filed with the Stock Exchange under Regulation 33 of the SEBI (Listing Obligations and Disclosure Requirements) Regulations, 2015.

2. The above results of the Company have been reviewed and recommended by the Audit Committee and approved by the Board of Directors at their

meeting held on May 23, 2025.

3. The full format of the financial results are available on Stock Exchange websites ([www.bseindia.com](http://www.bseindia.com) and [www.nseindia.com](http://www.nseindia.com)) and on the company's website [www.rptechindia.com](http://www.rptechindia.com).

For and on behalf of Board of Directors

Sd/-

Krishna Kumar Choudhary

Chairman &amp; Wholetime Director

DIN: 00215919

Place: Mumbai

Date: May 23, 2025

(Scan for full results)

**MEGASTAR FOODS LIMITED**

CIN: L15311CH2011PLC033333

Regd. Off: Plot No. 807, Industrial Area, Phase-II Chandigarh-160002;

Telephone: +91 172 2653807, 5005024

Works: Kuruli-Ropar Road, Village Solhian-140108 Distt. Rupnagar, Punjab

Telephone: +91 1881 240403-240406 Website: [www.megastarfoods.com](http://www.megastarfoods.com) Email: [cs@megastarfoods.com](mailto:cs@megastarfoods.com)**Extract of Audited Financial Results for the Quarter and Financial year ended 31.03.2025 (Rs. In Lakhs)**

Sr. No	Particulars	Standalone		Consolidated			
		Quarter ended	Year ended	Quarter ended	Year ended		
		31-03-2025 (audited)	31-03-2024 (audited)	31-03-2025 (audited)	31-03-2024 (audited)	31-03-2025 (audited)	
1	Total Income from Operations	11,981.04	6,264.49	35,011.74	12,138.34	6,264.49	36,100.92
2	Net Profit / (Loss) for the period (before Tax; Exceptional and/or Extraordinary items)	199.20	110.38	523.48	194.97	110.86	525.83
3	Net Profit / (Loss) for the period before tax (after Exceptional and/or Extraordinary items)	199.20	110.38	523.48	194.97	110.86	525.83
4	Net Profit / (Loss) for the period after tax (after Exceptional and/or Extraordinary items)	134.50	84.96	377.56	131.35	85.24	379.27
5	Total Comprehensive Income for the period [Comprising Profit/(Loss) for the period (after tax) and other Comprehensive Income (after tax)]	147.27	85.67	384.23	144.12	85.94	385.94
6	Equity Share Capital	1,129.37	1,129.37	1,129.37	1,129.37	1,129.37	1,129.37
7	Reserves (excluding Revaluation Reserve) as shown in the Audited Balance Sheet	8,176.48	8,023.49	8,176.48	8,237.80	8,083.19	8,237.80
8	Earnings Per Share (of Re. 10/- each) (for continuing and discontinued operations)						
	1. Basic:	1.19	0.83	3.34	1.16	0.83	3.36
	2. Diluted:	1.19	0.83	3.34	1.16	0.83	3.36

**Note:**

1 Key financial information (Audited) of the company is given below:

Particulars	Standalone			Consolidated		
	Quarter ended		Year ended	Quarter ended		Year ended
	31-03-2025 (audited)	31-03-2024 (audited)	31-03-2025 (audited)	31-03-2025 (audited)	31-03-2024 (audited)	31-03-2025 (audited)
Turnover	11,981.04	6,264.49	35,011.74	12,138.34	6,264.49	36,100.92
Profit before Tax	199.20	110.38	523.48	194.97	110.86	525.83
Profit after Tax	134.50	84.96	377.56	131.35	85.24	379.27

2 The above is an extract of detailed format of Quarter ended Financial Results filed with the Stock Exchanges under Regulation 33 of the SEBI (Listing Obligations and Disclosures Requirements) Regulations, 2015. The full format of the Financial Results are available on the Stock Exchange website Viz. [www.bseindia.com](http://www.bseindia.com) and [www.nseindia.com](http://www.nseindia.com). The same is also available on the Company's website viz. [www.megastarfoods.com](http://www.megastarfoods.com) under the head of investor.

By order of the Board of Directors

of Megastar Foods Limited

Sd/-

(Vikas Goel)

(Chairman &amp; Managing Director)

DIN: 05122585

Place : Chandigarh

Date : 23.05.2025





NOTICE - Loss Of Share

NOTICE is hereby given that the Certificate(s) 10231 for Equity 54 Shares Face value Rs. 10/- Dist. Nos.22181078 – 22181131 Of ABBOTT INDIA LTD. Standing in the name(s) Late Lalitaben Shah and Diptiben Shah has/have been lost or mislaid and the undersigned has/have applied to the Company to issue duplicate Certificate(s) for the said shares. Any person who has a claim in respect of the said shares should lodge such claim with the Company at its Registered Office. ABBOTT INDIA LTD, 3-4 CORPORATE PARK, SION-TROMBAY ROAD, MUMBAI - 400 071 within one month from this date else the company will proceed to issue duplicate Certificate(s).

Name(s) of Shareholder(s)  
Lalitaben Shah  
Diptiben Shah

Date : 21/05/2025

सार्वजनिक सूचना

ही सूचना देण्यात येत आहे की Thermax Limited कंपनीचे शेअर प्रमाणपत्र, जे डाक्षा प्रफुल रेशमिया, बी 301, तुलसी, फ्लॉट 133-134, सेक्टर 28, वाशी, नवी मुंबई – 400703 यांच्या नावे आहे, हरवले आहे. त्याचे तपशील पुढीलप्रमाणे:  
फॉलिओ क्रमांक: TSE0006786, प्रमाणपत्र क्रमांक: 101797, डिस्ट्रिक्टिव क्रमांक: 81862361 ते 81862860, शेअर्सची संख्या: 500  
डुलिक्टेट प्रमाणपत्रासाठी विनंती करण्यात आली आहे. यासंदर्भात कोणताही दावा असल्यास, कृपया ही सूचना प्रसिद्ध झाल्यापासून 15 दिवसांच्या आत कंपनीकडे किंवा KFIN Technologies Ltd. या रजिस्ट्रारकडे कळवावा. अन्यथा, पुढील कोणताही सूचना न देता डुलिक्टेट प्रमाणपत्र जारी केले जाऊ शकते.  
नाव: दक्षा प्रफुल रेशमिया  
दिनांक : 24/05/2025  
स्थळ: नवी मुंबई

जाहीर सूचना

तामा जनसे हे यादारे कळविण्यात येते की, आमचा अशिल अयॉडिबल बिल्डर्स अँड डेव्हलपर्स (चिक्रेता) या भारतीय भागीदारी अधिनियम, १९३२ अंतर्गत स्थापन झालेल्या भागीदारी संस्थेची खाली नमूद केलेल्या मिळकतीमध्ये संपूर्ण व निःसंदिग्ध हक्क, नामाधिकार व हितसंबंध, तसेच प्रथम परिशिष्टात नमूद इमारतीमधील २२ सदनिका यांच्यातील त्यांच्या स्वत्वाधिकाराच्या हस्तांतरणासाठी चर्चा करीत आहे.  
चिक्रेत्यांनी आमच्या अशिलांना असे दर्शविले आहे की, सदर इमारतीमध्ये एकूण ५३ सदनिका भाडेपट्ट्यावर तृतीय व्यक्तींना दिलेल्या असून, त्यापैकी ४९ भाडेकरूंविरोधात आणि/किंवा त्यांच्यावतीने त्यांचे भाडेपट्टा हक्क बाबत योग्य न्यायिक प्राधिकरणासमोर प्रलंबित खटले चालू आहेत.  
कोणतीही व्यक्ती/व्यक्तीगट/संस्था यांना सदर मिळकत किंवा तिच्या कोणत्याही भागावर विक्री, अदलाबदल, भाडेपट्टा, पोट-भाडेपट्टा, अभिहस्ताकम, वाटप, गहाण, प्रभार, धारणाधिकार, करार, मुक्ताती, अधिग्रहण विलेख, उत्तराधिकार, अंयदाम, वास्तुहक्क, भेट, देखभाल, सुविधाधिकार, विरवस्तवव्यवस्था, भाडेकरू, पोटभाडेकरू, परवाना, देखभालदार, ताबा, कुटुंबीय तडजोड/समज, न्यायालयीन आदेश, करार/संविदा, विकास हक्क, प्रकल्प व्यवस्थापन करार, एफएसआय/टीडीआर, शीर्षक दस्तावेजांची ठेव इत्यादींच्या आधारे किंवा अन्य कोणत्याही मार्गे काहीही दावा, हक्क, लाभ, हितसंबंध, आक्षेप किंवा मागणी असल्यास, त्यांनी अशा दावांची/आक्षेपांची साक्षात्कृत कागदोपत्री पुराव्यासह लेखी माहिती खालील पत्त्यावर अभोहस्ताक्षरीस या सूचनेच्या दिनांकापासून १४ (चौदा) दिवसांच्या आत कळवावी. पत्ता : स्वागतम् विल्डिंग, ४ था मजला, एस.व्ही. रोड, खार (पश्चिम), मुंबई – ४०००५२ या कालावधीनंतर कोणताही दावा/हक्क/फायदा/ आक्षेप / मागणी ग्राह्य भरली जाणार नाही व त्यास त्यागित व/किंवा परित्यागित मानण्यात येईल आणि अशा कोणत्याही दाव्याच्या संदर्भाशिवाय आमच्यातर्फे मालकांना नामाधिकार प्रमाणपत्र देण्यात येईल.

BAJAJ

दी हिंदुस्तान हाऊसिंग कंपनी लिमिटेड  
नोंदणी. कार्यालय : बजाज भवन, २ रा मजला, जमनालाल बजाज मार्ग, २२६, नॉर्मन पॉइंट, मुंबई-४०००२१.  
दूरध्वनी : ०२२ – ६९४२४२००  
सीआयएन: एल४५२००एमएच१३३४पीएमसी००२३४६, वेबसाईट : hhcbajaj.com  
३१ मार्च, २०२५ रोजी संपलेली तिमाही आणि वर्षासाठी अलिप्त लेखापरिक्षित वित्तीय निष्कर्ष विवरणाचा उतारा  
(रु. लाखात)

अ. क्र.	तपशील	संपलेली तिमाही ३१.०३.२०२५ (लेखापरिक्षित)	संपलेली तिमाही ३१.०३.२०२४ (लेखापरिक्षित)	संपलेले वर्ष ३१.०३.२०२५ (लेखापरिक्षित)	संपलेले वर्ष ३१.०३.२०२४ (लेखापरिक्षित)
१	प्रवर्तनातून एकूण उत्पन्न (निव्वळ)	१३२.८३	१५२.२०	६७३.५८	७२२.६२
२	कालावधीसाठी निव्वळ नफा/(तोटा) (कर, अपवादालेख आणि/किंवा अनन्यसाधारण बाबींपूर्वी)	२८.६६	५२.५४	२६३.६२	२९९.८१
३	कालावधीसाठी निव्वळ नफा/(तोटा) (कर, अपवादालेख आणि/किंवा अनन्यसाधारण बाबींनंतर)	२१.१३	४७.५२	२१०.०९	२३६.२३
४	कालावधीसाठी एकूण सर्वसाधारण उत्पन्न (कालावधीसाठी नफा/(तोटा) (कोरंतर) आणि इतर सर्वसाधारण उत्पन्न (कोरंतर) धरून)	१६०.६१	५०७.८९	६९१.३३	१,७८३.२२
५	समभाग भांडवल	६.०५	६.०५	६.०५	६.०५
६	मुलभूत आणि सौम्यकृत प्रती भाग प्राप्ती (रु. मध्ये) (अनन्यसाधारण बाबींपूर्वी आणि नंतर) (दर्शनी मूल्य प्रत्येकी रु. २५/-)	८७.३१	१९६.३६	८६८.१४	१७६.१६

टिपा :

१. वरील माहिती म्हणजे सेबी (लिस्टिंग अँड अदर डिस्कलोजर रिक्वायर्मेंट्स) रेग्युलेशन, २०१५ च्या रेग्युलेशन ३३ अंतर्गत बीएसई लि. कडे सादर केलेल्या तिमाही वित्तीय निष्कर्षाचा तपशिलवार विवरणाचा एक उतारा आहे. तिमाही/वर्ष समामोच्या वित्तीय निष्कर्षांचे संपूर्ण विवरण स्टॉक एक्सचेंजची वेबसाईट [www.bseindia.com](http://www.bseindia.com) आणि कंपनीची वेबसाईट [www.hhcbajaj.com](http://www.hhcbajaj.com) वर उपलब्ध आहे ते खाली दिलेला क्युआर कोड स्कॅन करून पाहता येतील.

मुंबई : २३ मे, २०२५

MANBA FINANCE

मनबा फायनान्स लिमिटेड  
कॉर्पोरेट ओळख क्रमांक (सीआयएन) : L६५२३२MH१९९६PLC०९९३८  
नोंदणीकृत कार्यालय: ३२४, रणवाल हाउस, एल.बी.एस. मार्ग, निर्मल लाइफस्टाईलसमोर, मुलुंड (पश्चिम), मुंबई-४०००८०, दूरध्वनी क्रमांक: +९१ २२ ६२३४६६६६, ईमेल: investorrelation@manbafinance.com, वेबसाइट: www.manbafinance.com

मार्च ३१, २०२५ रोजी समाप्त झालेल्या तिमाही आणि वर्षासाठी लेखापरीक्षित आर्थिक निकालांचा सारांश  
(रु। ४७ आणि ५२(८), सहवाचित रु ३३ आणि ५२(४), सेबी(एलओडीआर) नियम, २०१५)

(रु. लाखांमध्ये)

अ. क्र.	तपशील	समाप्त तिमाही ३१ मार्च २०२५ (लेखापरीक्षित)	३१ मार्च २०२४ (लेखापरीक्षित)	३१ मार्च २०२५ (लेखापरीक्षित)
१	एकूण परिचालन उत्पन्न	६,७९३.४६	५,५२५.३७	२५,०४९.१०
२	या कालावधीसाठी निव्वळ नफा / (तोटा) (कर-पूर्व, विशेष तथा/ किंवा असाधारण वस्तू पूर्व)	१,११९.२६	१,१२४.७७	५,०१०.१५
३	या कालावधीसाठी कर-पूर्व निव्वळ लाभ / (तोटा) (विशेष तथा/किंवा असाधारण वस्तूच्या पश्चात)	१,११९.२६	१,१२४.७७	५,०१०.१५
४	या कालावधीसाठी कर-पश्चात निव्वळ (तोटा) (विशेष तथा/किंवा असाधारण वस्तूच्या पश्चात)	८०२.४६	९७८.७१	३,७८०.२५
५	कालावधीसाठी एकूण सर्वसाधारण उत्पन्न [या कालावधीसाठी नफा/(तोटा) (करानंतर) आणि इतर सर्वसाधारण उत्पन्न (करानंतर)]	१०.८७	१०.०४	२५.७६
६	भरलेला इक्विटी शेयर निधी	५,०२३.९४	३,७६६.९४	५,०२३.९४
७	राखीव निधी (पुनर्मूल्यांकन राखीव निधी सोडून)	१६,७७७.६८	१२,९२५.३७	२५,७७९.६८
८	प्रतिभूति प्रीमियम खाते	१५,३८८.३०	३,३६७.८९	१५,३८८.३०
९	निव्वळ मूल्य	३६,८८९.९२	२०,०६०.७६	३६,८८९.९२
१०	चुक्रता ऋण पुंजी/बकाया ऋण	२३,८८०.६४	१६,२५५.९३	२३,८८०.६४
११	धक्काळी विमोचन प्राधान्य शेअर्स	लागू नाही	लागू नाही	लागू नाही
१२	कर्ज इक्विटी गुणोत्तर	२.९१	३.७५	२.९१
१३	*प्रति शेयर आय (प्रति रु १०/-) (चालू आणि बंद केलेल्या ऑपरेशन्ससाठी) १. मूलभूत २. वितरणीकृत	१.६० १.६०	१.१५ १.१५	७.५२ ७.५२
१४	भांडवल विमोचन राखीव	लागू नाही	लागू नाही	लागू नाही
१५	डिव्हाइडेंड मोचन आरक्षित निधि	लागू नाही	लागू नाही	लागू नाही
१६	कर्ज सेवा व्याप्ती अनुपात	लागू नाही	लागू नाही	लागू नाही
१७	व्याज सेवा व्याप्ती अनुपात	लागू नाही	लागू नाही	लागू नाही

\*टीप – आयपीओमुळे समभाग्यांची संख्या वाढली आहे. इतर तिमाहीशी इपीएस तुलनात्मक करण्यासाठी, आम्ही मार्च २०२५ पर्यंतच्या विद्यमान समभाग संख्येचा उपयोग करून इतर तिमाहीची इपीएस गणना केली आहे.  
अ) वरील निकालांचा लेखापरीक्षण समितीने आढावा घेतला असून, त्यानंतर मनबा फायनान्स लिमिटेड (कंपनी) च्या संचालक मंडळाने २२ मे २०२५ रोजी झालेल्या त्यांच्या संबधित बैठकीत मंजुरी दिली आहे.  
ब) वरील निकाल हे एलओडीआर नियमांनुसार नियम ३३ आणि ५२नुसार स्टॉक एक्सचेंजमध्ये दाखल केलेल्या तिमाही आर्थिक निकालांच्या विस्तृत स्वरूपाचा सारांश आहे. तिमाही आर्थिक निकालांचे संपूर्ण स्वरूप स्टॉक एक्सचेंजच्या वेबसाइटवर ([www.bseindia.com](http://www.bseindia.com)) आणि [www.nseindia.com](http://www.nseindia.com) तसेच कंपनीच्या वेबसाइटवर [www.manbafinance.com](http://www.manbafinance.com) वर उपलब्ध आहे.  
क) एलओडीआर नियमांच्या ५२ (४) मध्ये उल्लेख केलेल्या इतर बाबींसाठी, संबंधित प्रकटीकरण स्टॉक एक्सचेंज (बीएसई आणि एनएसई) मध्ये करण्यात आली आहेत आणि ती [www.bseindia.com](http://www.bseindia.com) आणि [www.nseindia.com](http://www.nseindia.com) वर पाहता येतील.  
ड) आर्थिक निकाल कंपनीच्या (भारतीय लेखा मानके) नियम, २०१५ आणि त्यानंतर जारी केलेल्या सुधारणा, कंपनी कायदा, २०१३ च्या कलम १३३ अंतर्गत निर्धारित तसेच लागू असलेल्या इतर मान्यता प्राप्त लेखा पद्धती आणि धोरणांनुसार तयार करण्यात आले आहेत.

मनबा फायनान्स लिमिटेडसाठी स्वाक्षरी / -  
मनीष के. शाह  
व्यवस्थापकीय संचालक  
डीआयएन: ००९७९८५४

CONCEPT

स्थान: मुंबई  
दिनांक: २२-०५-२०२५

VIP

व्हीआयपी क्लोदींग लिमिटेड  
नोंदणीकृत कार्यालय : सी-६, रोड नं. २२, एमआयडीसी, अंधेरी (पूर्व), मुंबई-४०००१३  
वेबसाईट : [www.vipclothing.in](http://www.vipclothing.in), ई-मेल आयडी : investor.relations@vip.in.  
दूरध्वनी क्र. : ०२२ – ४०२०९०००/१/२/३/४/५, सीआयएन : एल१८१०१एमएच१९९१पीएलसी०५९८०४

क्यू ४ २५ मध्ये,  
प्रवर्तनातून महसुल  
क्यू ३ २५ शी तुलना करता  
३.६४%  
वाढला

क्यू ४ २५ मध्ये,  
ईबीआयडीआयटीए  
क्यू ३ २५ शी तुलना करता  
३०.०५%  
वाढला

क्यू ४ २५ मध्ये,  
पीएटी  
क्यू ३ २५ शी तुलना करता  
२१.२०%  
वाढला

३१ मार्च, २०२५ रोजी संपलेल्या तिमाही आणि आर्थिक वर्षासाठी लेखापरीक्षित (अलिप्त) वित्तीय निष्कर्षाचा उतारा  
(रु. लाखांत)

अ. क्र.	तपशिल	संपलेली तिमाही	संपलेले वर्ष	संपलेले वर्ष
		लेखापरीक्षित	अलेखापरीक्षित	लेखापरीक्षित
		३१.०३.२०२५	३१.१२.२०२४	३१.०३.२०२४
१	प्रवर्तनातून एकूण उत्पन्न (निव्वळ)	६,४९०.७७	६,२६२.९०	३,२३७.५१
२	सर्वसाधारण कामकाजातून कोरंतर निव्वळ नफा/(तोटा)	२४१.८६	१९९.५६	५४५.६५
३	कालावधीसाठी कोरंतर निव्वळ नफा/(तोटा) (अनन्यसाधारण बाबींनंतर)	२४१.८६	१९९.५६	५४५.६५
४	समभाग भांडवल	१,८०२.५९	१,८०२.५९	१,६५१.९३
५	राखीव (भागील वर्षाच्या ताळेबंदात दाखवल्याप्रमाणे पुनर्मूल्यांकीत राखीव वागडून)			
६	प्रति समभाग प्राप्ती (अनन्यसाधारण बाबींपूर्वी) (दर्शनी मूल्य रु. २/- प्रत्येकी) ए) मूलभूत : बी) सौम्यिकृत :	०.२८ ०.२७	(०.२३) (०.२३)	०.६३ ०.६२
७	प्रति समभाग प्राप्ती (अनन्यसाधारण बाबींनंतर) (दर्शनी मूल्य रु. २/- प्रत्येकी) ए) मूलभूत : बी) सौम्यिकृत :	०.२८ ०.२७	(०.२३) (०.२३)	०.६३ ०.६२

टीपा :-  
१) वरील माहिती म्हणजे सेबी (लिस्टिंग ऑब्लिगेशन्स अँड डिस्कलोजर रिक्वायरमेंट्स) रेग्युलेशन, २०१५ च्या रेग्युलेशन ३३ अंतर्गत स्टॉक एक्सचेंजकडे सादर केलेल्या ३१ मार्च, २०२५ रोजी संपलेल्या तिमाही आणि आर्थिक वर्षासाठी वित्तीय निष्कर्षांच्या तपशिलवार विवरणाचा एक उतारा आहे. ३१ मार्च, २०२५ रोजी संपलेल्या तिमाही आणि आर्थिक वर्षासाठी अलिप्त लेखापरीक्षित वित्तीय निष्कर्षांचे संपूर्ण विवरण स्टॉक एक्सचेंज वेबसाईटस (www.nseindia.com आणि www.bseindia.com) वर आणि त्याचप्रमाणे कंपनीची वेबसाईट [www.vipclothing.in](http://www.vipclothing.in) वर उपलब्ध आहे.  
२) वरील निष्कर्षांना लेखापरीक्षण समितीने पुनर्विलोकीत केले आणि संचालक मंडळाने २३ मे, २०२५ रोजी झालेल्या त्यांच्या बैठकीत मंजूर केले.

संपूर्ण वित्तीय निष्कर्षासाठी क्युआर कोड स्कॅन करा.

दिवानांक : २३ मे, २०२५  
ठिकाण: मुंबई

व्हीआयपी क्लोदींग लिमिटेडसाठी सही / -  
श्री. सुनिल पाटो  
अध्यक्ष आणि व्यवस्थापकीय संचालक

VIP Frenchie feeling LEADER Brat RIVOLTA

HUBTOWN LIMITED

CIN : L45200MH1989PLC050688  
Registered Office: Hubtown Seasons, CTS No. 469-A, Opp. Jain Temple, R. K. Chemburkar Marg, Chembur - East, Mumbai - 400 071  
Phone: + 91 22 2526 5000; Fax: + 91 22 25265099; E-mail: investorcell@hubtown.co.in; Website: www.hubtown.co.in

EXTRACT OF AUDITED STANDALONE AND CONSOLIDATED FINANCIAL RESULTS  
FOR THE QUARTER AND YEAR ENDED MARCH 31, 2025

(रु। in lakh except as stated)

Sr. No.	Particulars	STANDALONE					CONSOLIDATED				
		Quarter ended		Year ended		March 31, 2025 Audited	Quarter ended		Year ended		March 31, 2025 Audited
		March 31, 2025 Audited	December 31, 2024 Unaudited	March 31, 2024 Audited	March 31, 2025 Audited		March 31, 2025 Audited	December 31, 2024 Unaudited	March 31, 2024 Audited	March 31, 2025 Audited	
1.	Total Income from Operations	10,000	7,512	10,310	38,719	23,716	14,076	12,028	19,015	52,635	36,203
2.	Net Profit / (Loss) for the period (before Tax, Exceptional and/or Extraordinary Items)	5,885	2,047	(166)	11,780	642	3,299	2,280	(8,755)	9,652	(7,527)
3.	Net Profit / (Loss) for the period before tax (after Exceptional and/or Extraordinary Items)	5,885	2047	(166)	11,780	642	3,299	2,280	(8,755)	9,652	(7,527)
4.	Net Profit / (Loss) for the period after tax (after Exceptional and/or Extraordinary Items)	2,989	1,347	(299)	7,631	616	418	1,580	(8,913)	5,518	(7,596)
5.	Total Comprehensive Income for the period [Comprising Profit / (Loss) for the year (after tax) and Other Comprehensive Income (after tax)]	2,993	1,347	(310)	7,635	701	189	2,024	(9,011)	4,591	(8,617)
6.	Equity Share Capital (face value of ₹ 10/- each)	13,560	12,935	7,994	13,560	7,994	13,560	12,935	7,994	13,560	7,994
7.	Reserves (excluding revaluation reserves) as shown in the Audited Balance Sheet of the Previous Year	-	-	-	250,568	137,960	-	-	-	227,265	117,807
8.	Earning per Share (of ₹ 10/- each) (for continuing and discontinued operations) (not annualised)	-	-	-	-	-	-	-	-	-	-
	Basic	2.27	1.04	(0.40)	7.19	0.80	0.33	1.62	(11.69)	4.39	(11.17)
	Diluted	2.24	1.01	(0.40)	7.07	0.80	0.32	1.57	(11.69)	4.25	(11.17)

Notes:  
1. The above results have been reviewed by the Audit and Compliance Committee and approved by the Board of Directors in their respective meetings held on May 22, 2025.  
2. The above is an extract of the detailed format of Quarterly / Yearly Financial Results filed with the Stock exchanges under Regulation 33 of the SEBI (Listing Obligations and Disclosure Requirements) Regulations, 2015. The full format of the Quarterly / Yearly Financial Results are available on the websites of the Stock Exchanges - [www.bseindia.com](http://www.bseindia.com) and [www.nseindia.com](http://www.nseindia.com) and on the Company's website - [www.hubtown.co.in](http://www.hubtown.co.in).  
3. Figures for the previous year have been regrouped/rearranged/reclassified, wherever necessary.

For and on behalf of the Board  
For Hubtown Limited  
Sd/-  
Vyomesh M. Shah  
Managing Director  
DIN: 00009596

Place : Mumbai  
Dated : May 22, 2025

BATLIBOI

Batliboi Ltd.

Regd. Office: Bharat House, 5<sup>th</sup> Floor, 104 Bombay Samachar Marg, Mumbai - 400 001  
Tel No. : +91 22 6637 8200, E-Mail: investors@batliboi.com, Website: www.batliboi.com  
CIN: L52320MH1941PLC003494

EXTRACT OF AUDITED CONSOLIDATED FINANCIAL RESULTS  
FOR THE QUARTER AND YEAR ENDED 31<sup>ST</sup> MARCH, 2025

(Rs. in Lakhs)

Sr. No.	Particulars	Consolidated			
		Quarter Ended		Year Ended	
		31.03.2025 (Reviewed)	31.03.2024 (Reviewed)	31.03.2025 (Audited)	31.03.2024 (Audited)
1)	Total Income From Operations	11,904.39	11,547.14	41,294.42	41,531.13
2)	Net Profit / (Loss) for the period (before Tax, Exceptional and /or Extraordinary items)	618.77	524.82	1,817.37	2,065.18
3)	Net Profit / (Loss) for the period before Tax (after Exceptional and /or Extraordinary items)	618.77	524.82	1,817.37	2,065.18
4)	Net Profit / Loss for the period after Tax (after Exceptional and /or Extraordinary items)	544.99	178.61	1,349.19	1,324.97
5)	Total Comprehensive Income for the Period [Comprising Profit / (Loss)for the period (after tax) and other Comprehensive Income (after tax)]	523.73	179.73	1,275.87	1,321.22
6)	Equity Share Capital	2,349.59	2,086.39	2,349.59	2,806.39
7)	Reserves (excluding Revaluation Reserve) as shown in the Audited Balance Sheet of the previous year	13,769.36	12,693.56	13,769.36	12,693.56
8)	Earnings Per Share for the period (of Rs.5/- each) (not annualised) Basic: Diluted:	1.16 1.15	0.43 0.42	2.88 2.86	3.18 3.14

Note:  
1. Additional Information on Audited Standalone Financial results

Sr. No.	Particulars	Quarter Ended		Year Ended	
		31.03.2025 (Reviewed)	31.03.2024 (Reviewed)	31.03.2025 (Audited)	31.03.2024 (Audited)
1)	Turnover	9,367.12	9,223.50	29,056.01	32,452.02
2)	Profit before tax	347.40	423.25	680.46	1,462.33
3)	Profit after tax	352.42	101.90	575.24	892.69

2. The above results for the Quarter and year ended 31<sup>st</sup> March, 2025 have been reviewed by the Audit committee and approved by Board of Directors in their meeting held on 23<sup>rd</sup> May, 2025.  
3. The Company has proposed to declare final dividend @ 12% to Equity Shareholders as on the record date 1<sup>st</sup> August 2025 and 1% dividend to Preference shareholders, other than dividend on the equity and preference shares which is pending for issuance as on date. These equity and preference shares will be entitled to appropriate rate of dividend, if allotted before the record date i.e. 1<sup>st</sup> August, 2025  
4. The above is an extract of the detailed format of the financial results filed with Stock Exchange, under Regulation 33 of the Securities and Exchange Board of India (Listing Obligations and Disclosure Requirements) Regulations 2015. The full format of the financial results for the quarter and year ended 31<sup>st</sup> March, 2025 is available on the website of the Stock Exchange, [www.bseindia.com](http://www.bseindia.com) and on the Company's website [www.batliboi.com](http://www.batliboi.com)

For and on behalf of Board of Directors  
Batliboi Ltd  
Sd/-  
Sanjiv Joshi  
Managing Director

Place : Mumbai  
Date : 23<sup>rd</sup> May, 2025